

Bordeaux



Well-appointed and stylish, Bordeaux is available in a choice of two or three bedrooms, offering contemporary accommodation for the whole family.



4 layouts



2-3 bedrooms



Sleeps 4-8

Key highlights



Large windows



Choice of TV positions



Sofa bed



USB (A&C) sockets throughout



Space-saving overbed storage

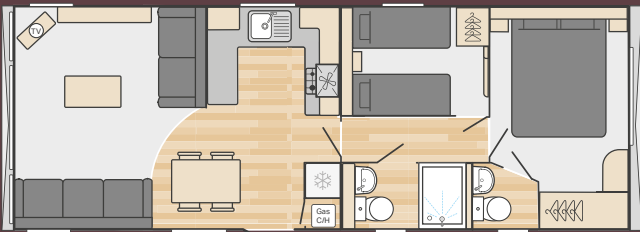


Large vanity area with mirror

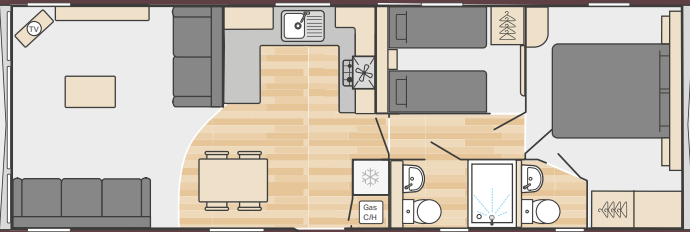


Bordeaux layouts

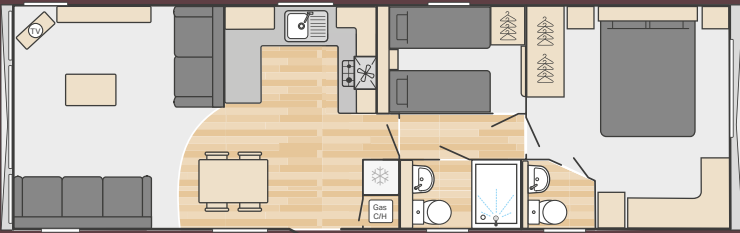
33' x 12' - 2 Bedroom



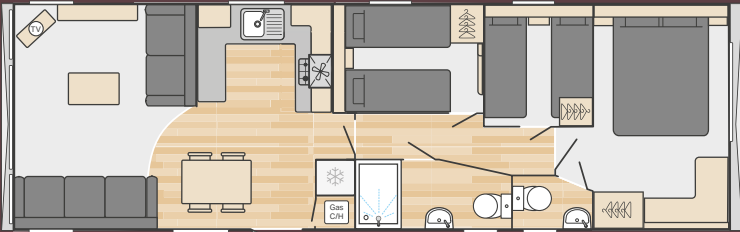
35' x 12' - 2 Bedroom



38' x 12' - 2 Bedroom



38' x 12' - 3 Bedroom



Scan the QR code to explore more or visit [swiftholidayhomes.co.uk](https://www.swiftholidayhomes.co.uk)



Bordeaux highlights

In addition to the Swift Standard features detailed on pages 6 and 7, Bordeaux also includes the following features as standard. For more full features, visit swiftholidayhomes.co.uk.

Exterior

- Woodgrain textured Sandy Beige aluminium cladding
- White uPVC windows with push-button security locks
- Low energy exterior side light
- Full height front aspect fixed window

Insulation

- Thermaglas uPVC double glazing
- Excellent thermal performance throughout

Interior

- Condensing gas combi-boiler central heating and hot water system with radiator thermostats
- Luxury carpet with underlay throughout lounge and bedrooms
- Laminate effect vinyl flooring in kitchen/dining/washrooms
- Nebraska Oak woodgrain
- Low energy LED lighting throughout
- Voiles to lounge and bedrooms

Lounge

- Freestanding two-piece suite with fold out occasional bed and scatter cushions
- Lounge wall unit
- Freestanding TV unit with drawer
- TV points with Co-Ax and 240V socket
- Coffee table with two upholstered cylindrical stools underneath
- Framed mirror and larger gold framed mirror

Kitchen / Dining

- Stylish U-shaped kitchen with soft close doors and drawers
- Levanto marble effect worktops with white tile effect splashback
- Glass fronted oven, grill and electronic ignition
- Four-burner gas hob with electronic ignition
- White cast resin sink bowl and drainer with brass effect tap
- Integrated microwave oven (800w) and fridge/freezer

- Freestanding dining table and chairs

Main Bedroom

- King size lift up bed with padded headboard and Duvalay™ Aurora mattress (Double bed in 33' 2 bed & 38' 3 bed models)
- Double wardrobe, overhead storage and bedside tables
- Vanity area with mirror
- TV sockets & Co-Ax

Additional Bedroom(s)

- Twin beds with padded headboard and Duvalay™ Aurora mattresses
- Single wardrobe, overhead storage and bedside table
- TV sockets & Co-Ax plus booster

Washroom(s)

- Shower cubicle with thermostatic shower
- Dual flush WC
- Extractor fan (main washroom)
- Shaving socket (main washroom)

Bordeaux optional extras

These optional extras are available to enhance your Bordeaux even further. Make a note of which extras you require so your park or distributor can include them in your quote.

- ❑ Front aspect sliding door
- ❑ Integrated slim-line dishwasher
- ❑ Standard aluminium cladding with Anthracite window frames
- ❑ Environmental Green aluminium cladding with Anthracite window frames
- ❑ Brown aluminium cladding with Anthracite window frames
- ❑ Bluetooth® audio connection to lounge ceiling speakers
- ❑ Electric Fire
- ❑ Gazunda bed in all twin bedrooms for extra space (one bed stores under the other when not required)
- ❑ Swift Smart Command System (see pages 40 and 41 for details)

Features at a glance

	Margaux	Bordeaux	Morlaix	Burgundy	Provence	Loire	Royan
Exterior							
Fusion chassis with galvanised finish warrantied for 10 years	✓	✓	✓	✓	✓	✓	✓
Bonded sandwich exterior wall construction	✓	✓	✓	✓	✓	✓	✓
Coated steel pantile roof	✓	✓	✓	✓	✓	✓	✓
Distinctive folded steel bargeboards with lighting	✓	✓	✓	✓	✓	✓	✓
Bay window	✗	✗	✗	✗	✓	✓	✓
Woodgrain textured aluminium cladding	✓	✓	✓	✓	✓	✓	✓
Front aspect sliding doors	O	O	O	O	O	✗	✗
Full height front aspect fixed window	✓	✓	✓	✓	✓	✗	✗
uPVC windows with push-button security locks	✓	✓	✓	✓	✓	✓	✓
PVC gutters and down pipes	✓	✓	✓	✓	✓	✓	✓
Low energy exterior light	✓	✓	✓	✓	✓	✓	✓
Environmental exterior	O	O	O	O	O	O	O
Brown exterior	O	O	O	O	O	O	O
Anthracite window frames	✓	✓	✓	✓	✓	✓	O
Insulation							
Thermaglas uPVC double glazing	✓	✓	✓	✓	✓	✓	✗
Insulation thickness in floor (mm)	80	60	80	80	60	60	60
Insulation thickness in roof (mm)	100	100	100	100	100	100	100
Insulation thickness in walls (mm)	60	30	60	60	30	30	30
Lagged underfloor pipes	✓	✓	✓	✓	✓	✓	✓
Interior							
Smart Command System	O	O	O	O	O	O	O
Condensing gas combi-boiler central heating and hot water system (GCH)	✓	✓	✓	✓	✓	✓	✓
Luxury carpet with underlay throughout to bedroom and lounge	✓	✓	✓	✓	✓	✓	✓
Hardwearing vinyl flooring in uncarpeted rooms	✓	✓	✓	✓	✓	✓	✓
Low energy LED lighting throughout	✓	✓	✓	✓	✓	✓	✓
USB (A&C) sockets	✓	✓	✓	✓	✓	✓	✓
Woodgrain	THO	NO	THO	NO	NO	TO	TO
Lounge							
Freestanding sofas with scatter cushions	✓	✓	✗	✗	✓	✗	✗
Fixed sofas with scatter cushions	✗	✗	✓	✓	✗	✓	✓
Pull-out sofa bed mechanism	✓	✓	✓	✓	✓	✓	O
Coffee table	✗	✓	✓	✓	✓	✓	✓
Footstool(s) for coffee table	✗	✓	O	O	✓	O	O
Ottoman footstool	✓	✗	✗	✗	✗	✗	✗
Contemporary electric fire	O	O	✗	✗	✓	✗	✗
Bluetooth audio connection to lounge ceiling speaker	O	O	O	O	O	O	O
Framed wall pictures	✓	✓	✗	✗	✓	✗	✗
Kitchen / Dining							
Glass fronted oven and grill with electronic ignition	✓	✓	✓	✓	✓	✓	✓
Cooker hood with extractor vented to outside	✓	✓	✓	✓	✓	✓	✓
4-burner gas hob with electronic ignition	✓	✓	✓	✓	✓	✓	✓
Integrated fridge and freezer	✓	✓	✓	✓	✓	✓	O ¹
Microwave oven	✓	✓	✓	✓	✓	✓	O ¹
12 place dishwasher / 10 place slimline dishwasher	O	O	O	O	✗	O	✗
Sink and drainer	✓	✓	✓	✓	✓	✓	✓
Laminate worktops with matching upstands	✓	✓	✓	✓	✓	✓	✓
Soft-closing drawers	✓	✓	✓	✓	✓	✓	✗
Fixed dinette	✗	✗	✓	✗	✗	✓	✓
Freestanding dining suite	✓	✓	✗	✓	✓	O	✓
Washroom(s)							
Shower cubicle with thermostatic shower	✓	✓	✓	✓	✓	✓	✓
Dual flush WC	✓	✓	✓	✓	✓	✓	✓
Extractor fan in main washroom	✓	✓	✓	✓	✓	✓	O
Towel radiator in shower rooms	✓	✓	✓	✓	✓	✓	✗
Radiator in en-suite	✓	✓	✓	✓	✓	✓	✓
LED vanity lighting	✓	✓	✓	✓	✓	✓	✓
Shower cubicle topper (model dependant)	✓	✓	✓	✓	✓	✓	✗
Shaver socket in main washroom	✓	✓	✓	✓	✓	✓	O
Bedrooms							
Lift-up bed allowing easy access to storage area (main bedroom)	✓	✓	O	O	✓	O	O
One bed stores under the other for extra space in one twin bedroom	O	O	O	O	✓	✓	O
Duvalay™ Crib 5 mattress	✓	✓	✓	✓	✓	✓	✓
Padded headboard(s)	✓	✓	✓	✓	✓	✓	✗
Reading lights	✓	✗	✗	✗	✗	✗	✗
TV sockets & Co-Ax plus booster	✓	✓	✓	✓	✓	✓ ²	O ³
Safety							
Mains linked Smoke and Heat alarms	✓	✓	✓	✓	✓	✓	✓
5-year carbon monoxide detectors	✓	✓	✓	✓	✓	✓	✓
Fire extinguisher	✓	✓	✓	✓	✓	✓	✓
Fire blanket	✓	✓	✓	✓	✓	✓	✓

1. Freestanding or integrated

✓ Standard

E/S En-suite
2. Except 29ft models

✗ Not available

THO Tobacco Halifax Oak
3. Option for Main bedroom

O Option

TO Tisano Oak
- NA Navara Ash

NO Nebraska Oak

Dimensions & bed sizes

	Length [#]	Width [#]	Height [#]	Sleeps	Main Bed	Twin Beds	Rear Twin Beds	Sofa Bed
Royan								
28x12-2B	8.63m (28'4")	3.70m (12'2")	3.45m (11'4")	4 (Plus 2)	✓	✗		O
35x12-2B	10.93m (35'10")	3.70m (12'2")	3.45m (11'4")	4 (Plus 2)	✓	✗		O
35x12-3B	10.93m (35'10")	3.70m (12'2")	3.45m (11'4")	6 (Plus 2)	✓	✗	✓	O
Loire								
28x10-2B	8.63m (28'4")	3.05m (10'0")	3.29m (10'10")	4 (Plus 2)	✓	✗		✓
28x12-2B	9.77m (32'1")	3.70m (12'2")	3.41m (11'2")	4 (Plus 2)	✓	✗		✓
32x10-2B	8.63m (28'4")	3.05m (10'0")	3.29m (10'10")	4 (Plus 2)	✓	✗		✓
32x12-2B	9.77m (32'1")	3.70m (12'2")	3.41m (11'2")	4 (Plus 2)	✓	✗		✓
35x12-2B	10.93m (35'10")	3.70m (12'2")	3.41m (11'2")	4 (Plus 2)	✓	✗		✓
35x12-3B	10.93m (35'10")	3.70m (12'2")	3.41m (11'2")	6 (Plus 2)	✓	✗	✓	✓
38x12-2B	11.73m (38'6")*	3.70m (12'2")	3.41m (11'2")	4 (Plus 2)	✓	✗		✓
38x12-3B	11.73m (38'6")	3.70m (12'2")	3.41m (11'2")	6 (Plus 2)	✓	✗	✓	✓
Provence								
35x12-2B Bay	10.94m (35'11")	3.70m (12'2")	3.39m (11'1")	4 (Plus 2)	✓	✗		✓
35x12-2B Outlook	10.94m (35'11")	3.70m (12'2")	3.39m (11'1")	4 (Plus 2)	✓	✗		✓
38x12-2B Bay	11.73m (38'6")*	3.70m (12'2")	3.39m (11'1")	4 (Plus 2)	✓	✗		✓
38x12-2B Outlook	11.73m (38'6")	3.70m (12'2")	3.39m (11'1")	4 (Plus 2)	✓	✗		✓
39x12-3B Bay	11.86m (38'11")*	3.70m (12'2")	3.39m (11'1")	6 (Plus 2)	✓	✗	✓	✓
39x12-3B Outlook	11.86m (38'11")	3.70m (12'2")	3.39m (11'1")	6 (Plus 2)	✓	✗	✓	✓
Burgundy								
29x12-2B	8.78m (28'10")*	3.76m (12'4")	3.60m (11'10")	4 (Plus 2)	✓	✗		✓
32x12-2B	9.85m (32'4")	3.76m (12'4")	3.60m (11'10")	4 (Plus 2)	✓	✗		✓
36x12-2B	11.04m (36'3")	3.76m (12'4")	3.60m (11'10")	4 (Plus 2)	✓	✗		✓
36x12-3B	11.04m (36'3")	3.76m (12'4")	3.60m (11'10")	6 (Plus 2)	✓	✗	✓	✓
38x12-2B	11.80m (38'8")	3.76m (12'4")	3.60m (11'10")	4 (Plus 2)	✓	✗		✓
39x12-3B	11.80m (38'8")*	3.76m (12'4")	3.60m (11'10")	6 (Plus 2)	✓	✗	✓	✓
Morlaix								
36x12-2B	10.89m (35'9")	3.76m (12'4")	3.60m (11'10")	4 (Plus 2)	✓	✗		✓
38x12-2B	11.80m (38'8")	3.76m (12'4")	3.60m (11'10")	4 (Plus 2)	✓	✗		✓
40x12-3B	12.19m (40'0")	3.76m (12'4")	3.60m (11'10")	6 (Plus 2)	✓	✗	✓	✓
Bordeaux								
33x12-2B	10.09m (33'1")	3.70m (12'2")	3.60m (11'10")	4 (Plus 2)	✓	✗		✓
35x12-2B	10.93m (35'10")	3.70m (12'2")	3.60m (11'10")	4 (Plus 2)	✓	✗		✓
38x12-2B	11.75m (38'7")	3.70m (12'2")	3.60m (11'10")	4 (Plus 2)	✓	✗		✓
38x12-3B	11.75m (38'7")	3.70m (12'2")	3.60m (11'10")	6 (Plus 2)	✓	✗	✓	✓
38x12-2B Escape	10.09m (33'1")	3.70m (12'2")	3.60m (11'10")	4 (Plus 2)	✓	✗		✓
41x12-3B Escape	10.93m (35'10")	3.70m (12'2")	3.60m (11'10")	6 (Plus 2)	✓	✗	✓	✓
Margaux								
35x12-2B	10.99m (36'1")	3.76m (12'4")	3.60m (11'10")	4 (Plus 2)	✓	✗		✓
38x12-2B	11.80m (38'8")	3.76m (12'4")	3.60m (11'10")	4 (Plus 2)	✓	✗		✓
38x12-2B ES	11.80m (38'8")	3.76m (12'4")	3.60m (11'10")	4 (Plus 2)	✓	✗		✓
38x12-3B	11.80m (38'8")	3.76m (12'4")	3.60m (11'10")	6 (Plus 2)	✓	✗	✓	✓
39x12-3B ES	11.80m (38'8")	3.76m (12'4")	3.60m (11'10")	6 (Plus 2)	✓	✗	✓	✓

- ✓ 1.91m x 1.53m (6'3" x 5'0")

✓ 1.91m x 1.37m (6'3" x 4'6")
- ✗ 1.83m x 0.69m (6'0" x 2'3")

✗ 1.83m x 0.61m (6'0" x 2'0")

✓ 1.80m x 1.12m (5'11" x 3'8")
- ✓ 1.76m x 0.69m (5'9" x 2'3")

✓ 1.76m x 1.61m (5'9" x 2'0")

* Estimate
Length = Overall body length at floor level
Width = Width at floor level
Height = Overall height
O = Optional