

# Provence



The Provence offers a calming countryside escape. Available in two models, the Provence Bay features a panoramic bay window, while the Provence Outlook includes a full-height front window with an alternative lounge configuration. With neutral soft furnishings, stylish design touches, and an abundance of space throughout, the Provence is a relaxing and practical home you'll love returning to.

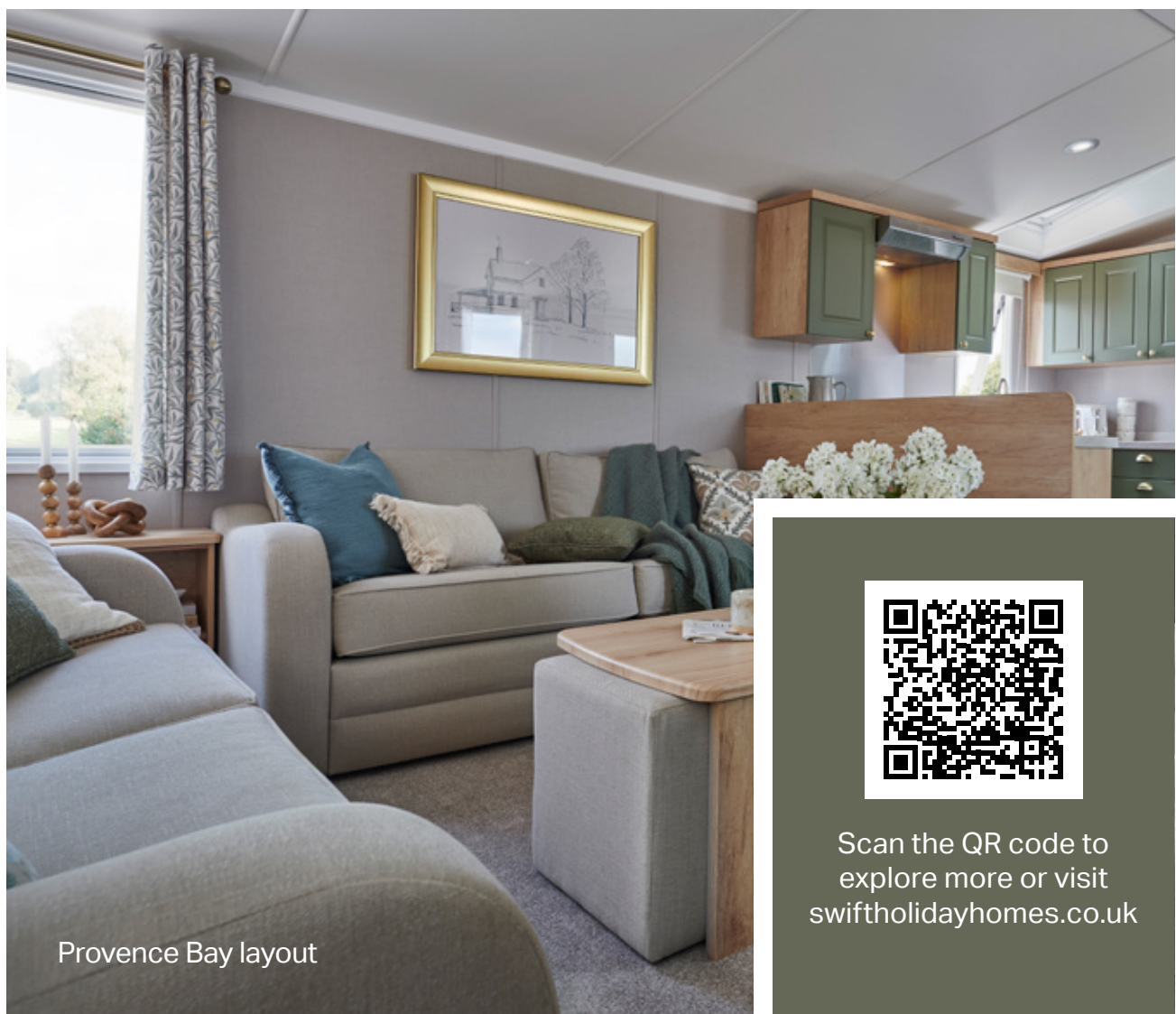
-  6 layouts
-  2-3 bedrooms
-  Sleeps 4-8

## Key highlights

-  Bay window, glazed front or sliding doors
-  Sofa bed
-  Space-saving Gazunder bed
-  USB (A&C) sockets throughout
-  Ample wardrobe space
-  Electric log burner style fire



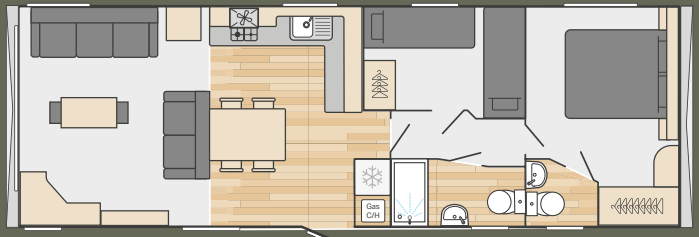
Provence Outlook layout



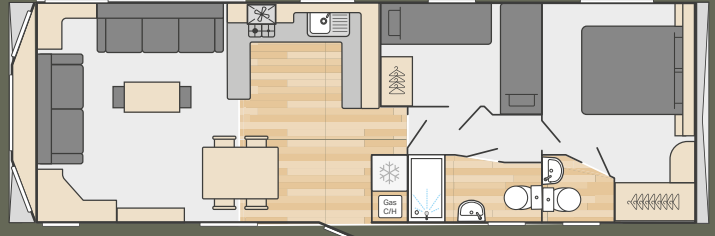
Provence Bay layout

## Provence layouts

35' x 12' Outlook - 2 Bedroom



32' x 12' Bay - 2 Bedroom



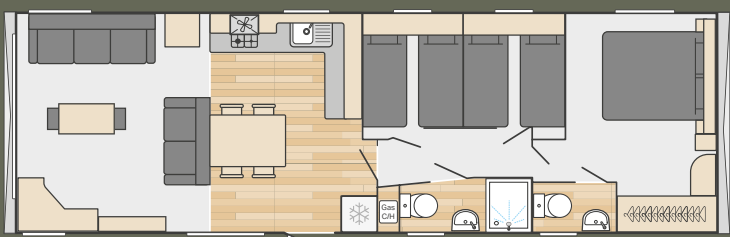
38' x 12' Outlook - 2 Bedroom



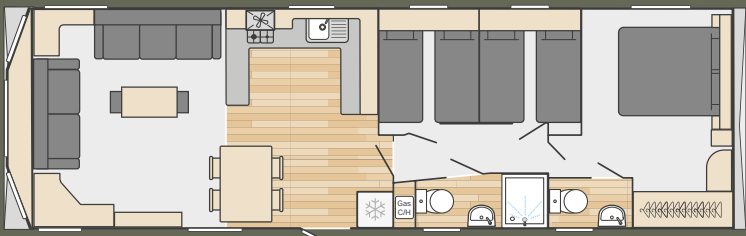
38' x 12' Bay - 2 Bedroom



39' x 12' Outlook - 3 Bedroom



39' x 12' Bay - 3 Bedroom



Scan the QR code to explore more or visit [swiftholidayhomes.co.uk](https://www.swiftholidayhomes.co.uk)





Provence Bay layout



Provence Bay layout



## Provence highlights

In addition to the Swift Standard features detailed on pages 6 and 7, Provence also includes the following features as standard. For more full features, visit [swiftholidayhomes.co.uk](http://swiftholidayhomes.co.uk).

### Exterior

- Woodgrain textured Sandy Beige aluminium cladding
- White UPVC double glazed windows with push-button security locks
- Low energy exterior side light
- Front bay window OR Full height front aspect fixed window

### Insulation

- Thermaglas uPVC double glazing
- Excellent thermal performance throughout

### Interior

- Condensing gas combi-boiler central heating and hot water system with radiator thermostats
- Luxury carpet with underlay throughout lounge and bedrooms
- Mill Oak Grege vinyl flooring in kitchen/dining/washrooms
- Nebraksa Oak woodgrain with Agave Green feature panels and Stone Grey furniture

- Low energy LED lighting throughout
- Lined curtains on poles and voiles to lounge and bedrooms

### Lounge

- Freestanding 3 and 2 seater sofas with scatter cushions (3 seater with fold out occasional bed)
- Coffee table with upholstered footstools
- Contemporary electric fire
- Corner TV unit with storage
- Framed wall picture

### Kitchen / Dining

- Shaker style kitchen cupboards with soft close doors and drawers
- Sand Grey Calvia Stone 40mm laminate worktops with metal splashback
- Glass fronted oven and grill with electronic ignition
- Four-burner gas hob with electronic ignition
- White cast resin sink bowl and drainer with brass tap
- Integrated microwave oven (800w) and fridge/freezer

- Freestanding dining table and chairs

### Main Bedroom

- Double lift up bed with feature headboard and Duvalay™ Aurora mattress
- Double wardrobe, overhead storage and bedside tables
- Vanity area with mirror
- TV socket & Co-Ax

### Additional Bedroom(s)

- Twin beds with feature headboards and Duvalay™ Aurora mattresses
- Gazunda bed in one twin bedroom for extra space (2 bed model)
- Single wardrobe, overhead storage and bedside table
- TV sockets & Co-Ax

### Washroom(s)

- Shower cubicle with thermostatic shower
- Dual flush WC
- Extractor fan (main washroom)
- Shaver socket (main washroom)

## Provence optional extras

These optional extras are available to enhance your Provence even further. Make a note of which extras you require so your park or distributor can include them in your quote.

- ❑ Standard aluminium cladding with Anthracite window frames
- ❑ Environmental Green aluminium cladding with Anthracite window frames
- ❑ Brown aluminium cladding with Anthracite window frames
- ❑ Front sliding door (Provence Outlook only)
- ❑ Velux window with integrated blackout blind and pole in kitchen
- ❑ Bluetooth® audio connection to lounge ceiling speakers
- ❑ Integrated dishwasher
- ❑ Swift Command (see pages 40 and 41 for details)



Features at a glance

	Margaux	Bordeaux	Morlaix	Burgundy	Provence	Loire	Royan
Exterior							
Fusion chassis with galvanised finish warrantied for 10 years	✓	✓	✓	✓	✓	✓	✓
Bonded sandwich exterior wall construction	✓	✓	✓	✓	✓	✓	✓
Coated steel pantile roof	✓	✓	✓	✓	✓	✓	✓
Distinctive folded steel bargeboards with lighting	✓	✓	✓	✓	✓	✓	✓
Bay window	✗	✗	✗	✗	✓	✓	✓
Woodgrain textured aluminium cladding	✓	✓	✓	✓	✓	✓	✓
Front aspect sliding doors	O	O	O	O	O	✗	✗
Full height front aspect fixed window	✓	✓	✓	✓	✓	✗	✗
uPVC windows with push-button security locks	✓	✓	✓	✓	✓	✓	✓
PVC gutters and down pipes	✓	✓	✓	✓	✓	✓	✓
Low energy exterior light	✓	✓	✓	✓	✓	✓	✓
Environmental exterior	O	O	O	O	O	O	O
Brown exterior	O	O	O	O	O	O	O
Anthracite window frames	✓	✓	✓	✓	✓	✓	O
Insulation							
Thermaglas uPVC double glazing	✓	✓	✓	✓	✓	✓	✗
Insulation thickness in floor (mm)	80	60	80	80	60	60	60
Insulation thickness in roof (mm)	100	100	100	100	100	100	100
Insulation thickness in walls (mm)	60	30	60	60	30	30	30
Lagged underfloor pipes	✓	✓	✓	✓	✓	✓	✓
Interior							
Smart Command System	O	O	O	O	O	O	O
Condensing gas combi-boiler central heating and hot water system (GCH)	✓	✓	✓	✓	✓	✓	✓
Luxury carpet with underlay throughout to bedroom and lounge	✓	✓	✓	✓	✓	✓	✓
Hardwearing vinyl flooring in uncarpeted rooms	✓	✓	✓	✓	✓	✓	✓
Low energy LED lighting throughout	✓	✓	✓	✓	✓	✓	✓
USB (A&C) sockets	✓	✓	✓	✓	✓	✓	✓
Woodgrain	THO	NO	THO	NO	NO	TO	TO
Lounge							
Freestanding sofas with scatter cushions	✓	✓	✗	✗	✓	✗	✗
Fixed sofas with scatter cushions	✗	✗	✓	✓	✗	✓	✓
Pull-out sofa bed mechanism	✓	✓	✓	✓	✓	✓	O
Coffee table	✗	✓	✓	✓	✓	✓	✓
Footstool(s) for coffee table	✗	✓	O	O	✓	O	O
Ottoman footstool	✓	✗	✗	✗	✗	✗	✗
Contemporary electric fire	O	O	✗	✗	✓	✗	✗
Bluetooth audio connection to lounge ceiling speaker	O	O	O	O	O	O	O
Framed wall pictures	✓	✓	✗	✗	✓	✗	✗
Kitchen / Dining							
Glass fronted oven and grill with electronic ignition	✓	✓	✓	✓	✓	✓	✓
Cooker hood with extractor vented to outside	✓	✓	✓	✓	✓	✓	✓
4-burner gas hob with electronic ignition	✓	✓	✓	✓	✓	✓	✓
Integrated fridge and freezer	✓	✓	✓	✓	✓	✓	O <sup>1</sup>
Microwave oven	✓	✓	✓	✓	✓	✓	O <sup>1</sup>
12 place dishwasher / 10 place slimline dishwasher	O	O	O	O	✗	O	✗
Sink and drainer	✓	✓	✓	✓	✓	✓	✓
Laminate worktops with matching upstands	✓	✓	✓	✓	✓	✓	✓
Soft-closing drawers	✓	✓	✓	✓	✓	✓	✗
Fixed dinette	✗	✗	✓	✗	✗	✓	✓
Freestanding dining suite	✓	✓	✗	✓	✓	O	✓
Washroom(s)							
Shower cubicle with thermostatic shower	✓	✓	✓	✓	✓	✓	✓
Dual flush WC	✓	✓	✓	✓	✓	✓	✓
Extractor fan in main washroom	✓	✓	✓	✓	✓	✓	O
Towel radiator in shower rooms	✓	✓	✓	✓	✓	✓	✗
Radiator in en-suite	✓	✓	✓	✓	✓	✓	✓
LED vanity lighting	✓	✓	✓	✓	✓	✓	✓
Shower cubicle topper (model dependant)	✓	✓	✓	✓	✓	✓	✗
Shaver socket in main washroom	✓	✓	✓	✓	✓	✓	O
Bedrooms							
Lift-up bed allowing easy access to storage area (main bedroom)	✓	✓	O	O	✓	O	O
One bed stores under the other for extra space in one twin bedroom	O	O	O	O	✓	✓	O
Duvalay™ Crib 5 mattress	✓	✓	✓	✓	✓	✓	✓
Padded headboard(s)	✓	✓	✓	✓	✓	✓	✗
Reading lights	✓	✗	✗	✗	✗	✗	✗
TV sockets & Co-Ax plus booster	✓	✓	✓	✓	✓	✓ <sup>2</sup>	O <sup>3</sup>
Safety							
Mains linked Smoke and Heat alarms	✓	✓	✓	✓	✓	✓	✓
5-year carbon monoxide detectors	✓	✓	✓	✓	✓	✓	✓
Fire extinguisher	✓	✓	✓	✓	✓	✓	✓
Fire blanket	✓	✓	✓	✓	✓	✓	✓

1. Freestanding or integrated

✓ Standard

E/S En-suite
2. Except 29ft models

✗ Not available

THO Tobacco Halifax Oak
3. Option for Main bedroom

O Option

TO Tisano Oak
- NA Navara Ash

NO Nebraska Oak

Dimensions & bed sizes

	Length <sup>#</sup>	Width <sup>#</sup>	Height <sup>#</sup>	Sleeps	Main Bed	Twin Beds	Rear Twin Beds	Sofa Bed
Royan								
28x12-2B	8.63m (28'4")	3.70m (12'2")	3.45m (11'4")	4 (Plus 2)	✓	✗		O
35x12-2B	10.93m (35'10")	3.70m (12'2")	3.45m (11'4")	4 (Plus 2)	✓	✗		O
35x12-3B	10.93m (35'10")	3.70m (12'2")	3.45m (11'4")	6 (Plus 2)	✓	✗	✓	O
Loire								
28x10-2B	8.63m (28'4")	3.05m (10'0")	3.29m (10'10")	4 (Plus 2)	✓	✗		✓
28x12-2B	9.77m (32'1")	3.70m (12'2")	3.41m (11'2")	4 (Plus 2)	✓	✗		✓
32x10-2B	8.63m (28'4")	3.05m (10'0")	3.29m (10'10")	4 (Plus 2)	✓	✗		✓
32x12-2B	9.77m (32'1")	3.70m (12'2")	3.41m (11'2")	4 (Plus 2)	✓	✗		✓
35x12-2B	10.93m (35'10")	3.70m (12'2")	3.41m (11'2")	4 (Plus 2)	✓	✗		✓
35x12-3B	10.93m (35'10")	3.70m (12'2")	3.41m (11'2")	6 (Plus 2)	✓	✗	✓	✓
38x12-2B	11.73m (38'6")*	3.70m (12'2")	3.41m (11'2")	4 (Plus 2)	✓	✗		✓
38x12-3B	11.73m (38'6")	3.70m (12'2")	3.41m (11'2")	6 (Plus 2)	✓	✗	✓	✓
Provence								
35x12-2B Bay	10.94m (35'11")	3.70m (12'2")	3.39m (11'1")	4 (Plus 2)	✓	✗		✓
35x12-2B Outlook	10.94m (35'11")	3.70m (12'2")	3.39m (11'1")	4 (Plus 2)	✓	✗		✓
38x12-2B Bay	11.73m (38'6")*	3.70m (12'2")	3.39m (11'1")	4 (Plus 2)	✓	✗		✓
38x12-2B Outlook	11.73m (38'6")	3.70m (12'2")	3.39m (11'1")	4 (Plus 2)	✓	✗		✓
39x12-3B Bay	11.86m (38'11")*	3.70m (12'2")	3.39m (11'1")	6 (Plus 2)	✓	✗	✓	✓
39x12-3B Outlook	11.86m (38'11")	3.70m (12'2")	3.39m (11'1")	6 (Plus 2)	✓	✗	✓	✓
Burgundy								
29x12-2B	8.78m (28'10")*	3.76m (12'4")	3.60m (11'10")	4 (Plus 2)	✓	✗		✓
32x12-2B	9.85m (32'4")	3.76m (12'4")	3.60m (11'10")	4 (Plus 2)	✓	✗		✓
36x12-2B	11.04m (36'3")	3.76m (12'4")	3.60m (11'10")	4 (Plus 2)	✓	✗		✓
36x12-3B	11.04m (36'3")	3.76m (12'4")	3.60m (11'10")	6 (Plus 2)	✓	✗	✓	✓
38x12-2B	11.80m (38'8")	3.76m (12'4")	3.60m (11'10")	4 (Plus 2)	✓	✗		✓
39x12-3B	11.80m (38'8")*	3.76m (12'4")	3.60m (11'10")	6 (Plus 2)	✓	✗	✓	✓
Morlaix								
36x12-2B	10.89m (35'9")	3.76m (12'4")	3.60m (11'10")	4 (Plus 2)	✓	✗		✓
38x12-2B	11.80m (38'8")	3.76m (12'4")	3.60m (11'10")	4 (Plus 2)	✓	✗		✓
40x12-3B	12.19m (40'0")	3.76m (12'4")	3.60m (11'10")	6 (Plus 2)	✓	✗	✓	✓
Bordeaux								
33x12-2B	10.09m (33'1")	3.70m (12'2")	3.60m (11'10")	4 (Plus 2)	✓	✗		✓
35x12-2B	10.93m (35'10")	3.70m (12'2")	3.60m (11'10")	4 (Plus 2)	✓	✗		✓
38x12-2B	11.75m (38'7")	3.70m (12'2")	3.60m (11'10")	4 (Plus 2)	✓	✗		✓
38x12-3B	11.75m (38'7")	3.70m (12'2")	3.60m (11'10")	6 (Plus 2)	✓	✗	✓	✓
38x12-2B Escape	10.09m (33'1")	3.70m (12'2")	3.60m (11'10")	4 (Plus 2)	✓	✗		✓
41x12-3B Escape	10.93m (35'10")	3.70m (12'2")	3.60m (11'10")	6 (Plus 2)	✓	✗	✓	✓
Margaux								
35x12-2B	10.99m (36'1")	3.76m (12'4")	3.60m (11'10")	4 (Plus 2)	✓	✗		✓
38x12-2B	11.80m (38'8")	3.76m (12'4")	3.60m (11'10")	4 (Plus 2)	✓	✗		✓
38x12-2B ES	11.80m (38'8")	3.76m (12'4")	3.60m (11'10")	4 (Plus 2)	✓	✗		✓
38x12-3B	11.80m (38'8")	3.76m (12'4")	3.60m (11'10")	6 (Plus 2)	✓	✗	✓	✓
39x12-3B ES	11.80m (38'8")	3.76m (12'4")	3.60m (11'10")	6 (Plus 2)	✓	✗	✓	✓

- ✓ 1.91m x 1.53m (6'3" x 5'0")

✓ 1.91m x 1.37m (6'3" x 4'6")
- ✗ 1.83m x 0.69m (6'0" x 2'3")

✗ 1.83m x 0.61m (6'0" x 2'0")

✓ 1.80m x 1.12m (5'11" x 3'8")
- ✓ 1.76m x 0.69m (5'9" x 2'3")

✓ 1.76m x 1.61m (5'9" x 2'0")

\* Estimate  
# Length = Overall body length at floor level  
# Width = Width at floor level  
# Height = Overall height  
O = Optional